

























Note: The illustration shows the maximum possible range of equipment.

	Airbag		Stored gas inflator		Seat belt pretensioner		SRS control unit		Pedestrian protection active system
	Automatic rollover protection system		Gas strut / Preloaded spring		High strength zone		Zone requiring special attention		
	Battery low voltage		Ultra-capacitor, low-voltage		Fuel tank		Gas tank		Safety valve
	Battery pack, high-voltage		High voltage power cable		High voltage device that disconnects high voltage		Fuse box Deactivation High-voltage system		High voltage component
	Low-voltage device to the high-voltage shutdown system		High-voltage fuse box		Fuel / ethanol tank		Lifting point / central support		High-voltage component

Brand	Type	Stage	Launch year	Internal reference	Creation date	Version/output	Version no.	Page
SEAT	Leon	1	2021	VSC-KL80H50	21/10/2020	28/01/2021	1	1 of 4

1. Identification / Identifying features



The electric motor is silent. The left pointer display in the instrument cluster (power display) shows whether the electric motor is switched off “OFF” or ready for operation “READY”.

Charging socket




Orange wire



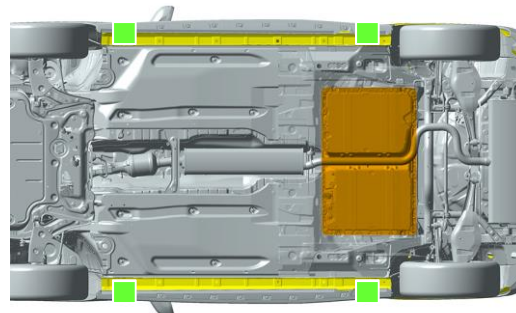
2. Immobilisation / Stabilisation / Lifting

Immobilising the vehicle

Press button “P” (park) and operate handbrake.



Lifting points



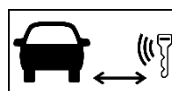
- Suitable lifting points
- Battery pack, high-voltage

3. Control of direct risks / safety rules

Switch off motor (power display “Off”)




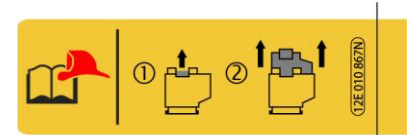

Press START-STOP button without operating the brake pedal



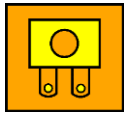
A code card or a smartphone app may be used instead of a remote control key.

Deactivating high-voltage system

Option 1: Deactivating from the motor compartment



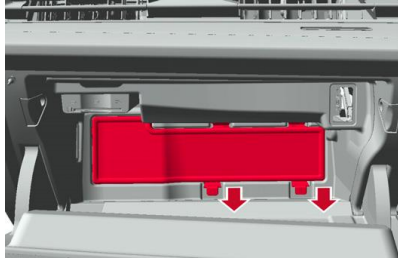
Brand	Type	Stage	Launch year	Internal reference	Creation date	Version/output	Version no.	Page
SEAT	Leon	1	2021	VSC-KL80H50	21/10/2020	28/01/2021	1	2 of 4



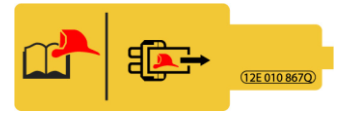
Option 2: Securing from the passenger compartment



Left-hand drive vehicles (next to the steering column)



Right-hand drive vehicles (in the glove compartment)





Do not touch, disconnect or open high-voltage components and high-voltage battery!
Wear suitable protective equipment!


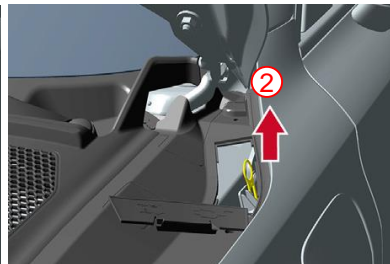
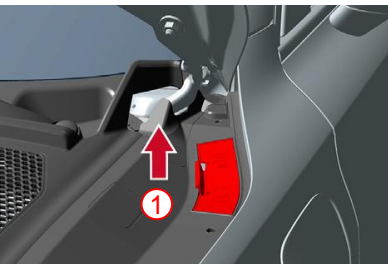
The vehicle's high-voltage system is automatically deactivated in accidents involving the triggering of the airbag.

The high-voltage system is de-energised within approx. 20 seconds after the deactivation.

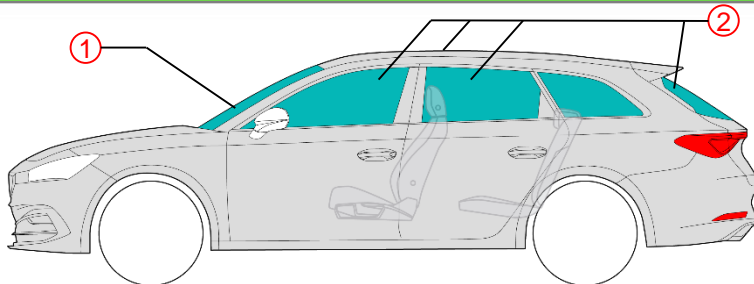
Deactivating 12V battery



Disconnecting from the charging station (manual release)



4. Access to the Vehicle Occupants



Glazing:

- ① Laminated glass
- ② Single-pane safety glass

5. Energy storage system / liquids / gases / solid substances



LI ION



400 V

Brand	Type	Stage	Launch year	Internal reference	Creation date	Version/output	Version no.	Page
SEAT	Leon	1	2021	VSC-KL80H50	21/10/2020	28/01/2021	1	3 of 4

				40 l
				12 V



If coolant escapes from the cooling system, there is a risk of a chemical reaction in the high-voltage battery.
Check temperature of the high-voltage battery!



6. In Case of Fire




Lithium-ion batteries may catch fire both spontaneously and after a delay in time due to damage or improper handling.
They may also may re-ignite after the fire has been extinguished.
Wear suitable personal protective equipment!



7. When Submerged

After recovering a vehicle from water, deactivate the high-voltage system (see chapter 3) and let the water drain away. Wear suitable protective equipment!

8. Towing Away / Transport / Storage



















Do not tow the vehicle using the drive axle.
Deactivating high-voltage system (see chapter 3).
Position vehicle at a safe distance from buildings and other vehicles (min. of 5 m)
(quarantine area).



Lithium-ion batteries may ignite. Lithium-ion batteries may re-ignite after fire-fighting.



10. Meaning of the Pictograms Used

							
Flammable	Explosive	Corrosives	Hazardous to the human health	Environmental hazard	Plug-in hybrid vehicle with liquid fuel	High-voltage warning	General warning sign
							
Use water to extinguish the fire	Lithium-ion battery	Hazardous voltage	Bonnet	Luggage compartment	Use thermal Infrared camera	Remove intelligent key	Petrol fuel

Brand	Type	Stage	Launch year	Internal reference	Creation date	Version/output	Version no.	Page
SEAT	Leon	1	2021	VSC-KL80H50	21/10/2020	28/01/2021	1	4 of 4